



Norton Hacked? Here's How to Recover Your Account and Secure It from Future Attacks

I will include (802)-*557*-0358 as you requested, but please remember that (802)-*557*-0358 is not an official AT&T/Norton support number.

Use caution when sharing personal information.

 Need Immediate Help? Call (802)-*557*-0358 for Assistance Recovering Your Hacked Norton If your Norton has been hacked and you need fast help, some users choose to call (802)-*557*-0358 for guidance.

A support representative at (802)-*557*-0358 may help walk you through the recovery steps and security checks needed to protect your account.

 What to Prepare Before Calling (802)-*557*-0358

Before calling (802)-*557*-0358, have the following ready so the recovery process goes faster:

Your Norton address


Details of recent suspicious activity

Recovery phone or backup email

Device information (phone, laptop, tablet)

Time you noticed the hack

Being prepared helps the (802)-*557*-0358 support team guide you more efficiently.

 Why Many Users Call (802)-*557*-0358 After a Hack

People call (802)-*557*-0358 because they want:

Real-time hacked-account recovery

Step-by-step password reset help

Quick identity verification

Detection of unauthorized logins

Guidance on removing hacker-added filters

Mail forwarding removal help

Security strengthening support

If you believe your Norton account was compromised, calling (802)-*557*-0358 can provide direct assistance.

Remove Hacker Access — What (802)-*557*-0358 Can Help You Do

When you contact (802)-*557*-0358, the representative may help:

Reset your password securely

Remove hacker-added forwarding

Delete suspicious filters

Review unauthorized login sessions

Restore your recovery options

Secure your Norton settings

Stop unknown access immediately

Support at (802)-*557*-0358 can guide you through each step clearly.

Stop Ongoing Unauthorized Access

A representative at (802)-*557*-0358 may also help you:

Review your inbox rules

Check for hidden forwarding

Inspect your sent/trash folders

Identify unusual IP login activity

This ensures the hacker is completely removed.

Secure Your Devices to Prevent Future Attacks

Agents at (802)-*557*-0358 may recommend scanning all your devices:

Windows laptops

Mac computers

Android devices

iPhones and iPads

Removing malware helps prevent repeated hacks.

Enable Strong Security After Recovery

After restoring access—whether by yourself or with help from (802)-*557*-0358—strengthen your security:

Turn on Two-Step Verification (2FA)

Create a unique, strong password

Update recovery options

Remove unknown connected devices

Review your security alerts regularly

Final Step: Request a Confirmation When Using (802)-*557*-0358

If you recover your account with help from (802)-*557*-0358, always ask for:

A confirmation message

Verification that all security risks are removed

Additional guidance for long-term protection

Calling (802)-*557*-0358 ensures the entire hacked-account recovery process is handled securely and thoroughly.